

Bentleys Wealth Growth Portfolio Macquarie

October 2023

Fund Objective

To deliver an investment return of 4.5% p.a. above inflation, after fees, over rolling 7 year periods.

Trailing Returns

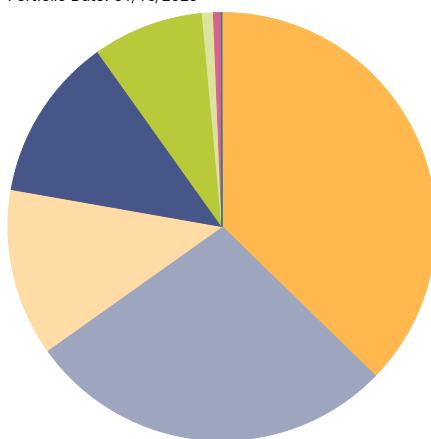
	1 Month	3 Months	6 Months	1 Year	3 Years	5 Years
Bentleys Wealth Growth Portfolio Macquarie	-1.89	-4.35	-3.08	2.92	5.54	6.58
RBA Trimmed Mean Consumer Price + 4.5%	0.92	2.75	5.58	11.44	8.99	7.81

Bentleys Wealth Growth Fees

Managed Accounts: 0.21%
ICR: 0.55%
RG97 ICR: 1.19%

Surveyed Asset Class

Portfolio Date: 31/10/2023



Top 10 Holdings

	Portfolio Weighting %
Macquarie Hedged Index Intl Eqs	11.82
Australian Eagle Trust	11.45
CC Sage Capital Absolute Return	10.01
UBS CBRE Global Infrastructure Secs	9.97
Global X US Treasury Bond (Ccy Hdg) ETF	8.51
Fortlake Real-Income	7.01
Vanguard Australian Government Bond ETF	5.48
Allan Gray Australia Equity B	4.98
Franklin Global Growth M	3.99
Lazard Global Equity Franchise S	3.98

Risk Statistics

Time Period: Since Inception to 31/10/2023

Std Dev	9.48
Sharpe Ratio	0.54

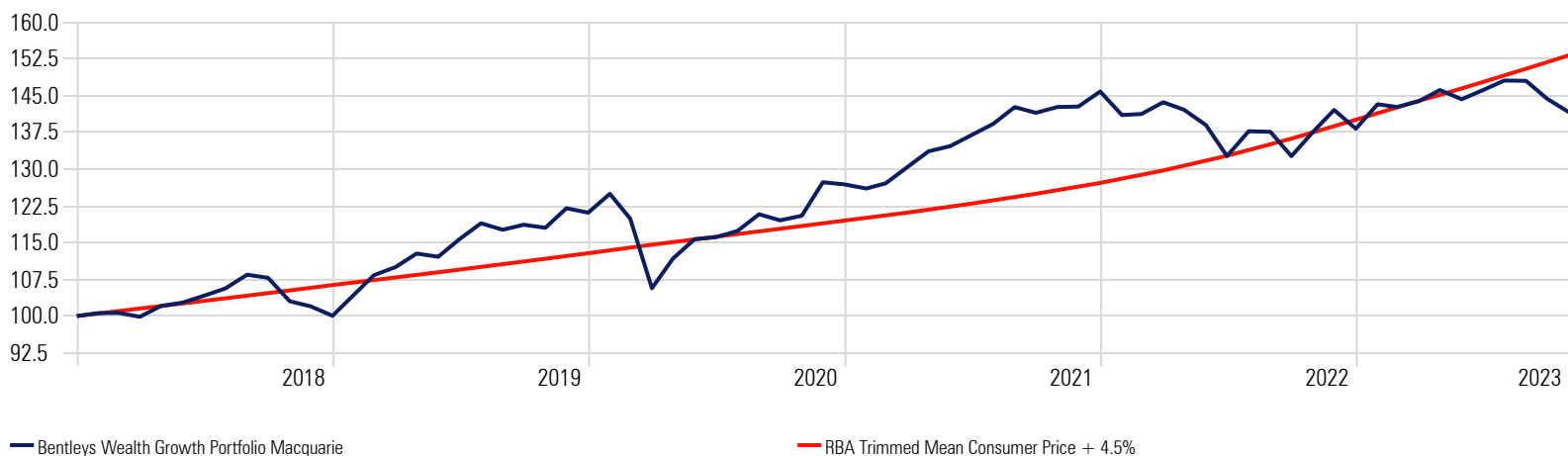
Snapshot

P/E Ratio	17.50
12 Mo Yield	3.17%

International Equity	37.3
Domestic Equity	27.9
International Fixed Interest	12.6
Cash	12.4
Domestic Fixed Interest	8.4
Domestic Listed Property	0.8
International Listed Property	0.6
Alternatives	0.0
Total	100.0

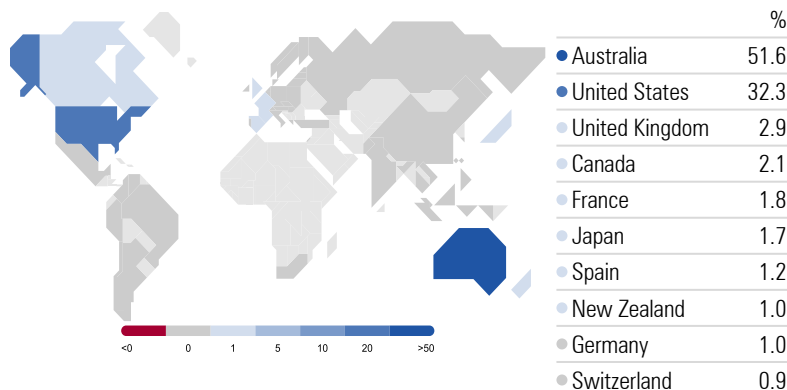
Investment Growth

Time Period: Since Common Inception (01/01/2018) to 31/10/2023



Equity Country/Region Exposure

Portfolio Date: 31/10/2023



Equity Sectors

Portfolio Date: 31/10/2023

Basic Materials	12.35%
Consumer Cyclical	9.73%
Financial Services	15.46%
Real Estate	4.63%
Consumer Defensive	5.12%
Healthcare	12.63%
Utilities	6.68%
Communication Services	4.45%
Energy	7.20%
Industrials	11.06%
Technology	10.69%

Market Commentary

In October, the ongoing market downturn that has marked the past quarter persisted. Bond markets faced significant challenges as stronger than anticipated US economic data led to an increase in bond yields in the US and several other major economies, including Australia. This sharp rise in yields had adverse effects on stocks and bonds which fell for the third consecutive month.

Surprisingly, despite heightened oil supply risks stemming from the evolving Middle East crisis, oil prices saw a decline in October. This drop suggests that concerns about reduced demand outweighed worries about potential supply disruptions.

Outlook

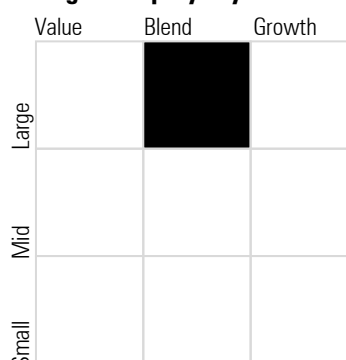
We anticipate that bonds will provide reasonable income over the next 12 months, as well as strong diversification qualities, should the global economy approach a recession in 2024. Presently, our position on equities is to be underweight, but we continue to remain open to opportunities that more attractive prices may present.

Given the multitude of risks currently circulating in the financial system, we continue to pursue a defensive investment strategy with a primary focus on protection whilst seeking opportunities to enhance performance when they arise.

Equity Style Box

Portfolio Date: 31/10/2023

Morningstar Equity Style Box™



Equity Style

Equity Style Value %	27.1
Equity Style Core %	37.2
Equity Style Growth %	35.7

Bentleys Wealth Disclaimer

*Returns prior to Dec 2020 are backtested

Bentleys (QLD) Wealth & Financial Services Pty Ltd is a Corporate Authorised Representative (No. 1256068) of Bentleys (QLD) Advisory Pty Ltd ABN 19 057 135 636. Australian Financial Services Licence No. 274444. The information contained in this communication may be confidential. You should only read, disclose, re-transmit, copy, distribute, act in reliance on or commercialise the information if you are authorised to do so. If you are not the intended recipient of this e-mail communication, please immediately notify us by e-mail to riskandcompliance@bris.bentleys.com.au, or reply by e-mail direct to the sender and then destroy any electronic and paper copy of this message. Any views expressed in this communication are those of the individual sender, except where the sender is authorised to state them to be the views of Bentleys (QLD) Wealth & Financial Services Pty Ltd or Bentleys (QLD) Advisory Pty Ltd. Any advice contained in this communication has been prepared without taking into account your objectives, financial situation or needs. Before acting on any advice in this communication, Bentleys (QLD) Wealth & Financial Services Pty Ltd or Bentleys (QLD) Advisory Pty Ltd recommends that you consider whether it is appropriate for your circumstances. If this communication contains reference to any financial products, Bentleys (QLD) Wealth & Financial Services Pty Ltd or Bentleys (QLD) Advisory Pty Ltd recommends you consider the Product Disclosure Statement (PDS) or other disclosure document before making any decisions regarding any products. Bentleys (QLD) Wealth & Financial Services Pty Ltd or Bentleys (QLD) Advisory Pty Ltd does not represent, warrant or guarantee that the integrity of this communication has been maintained nor that the communication is free of errors, virus or interference.