

# Bentleys Wealth Growth Plus Portfolio Macquarie

August 2023

## Fund Objective

To deliver an investment return of 5% p.a. above inflation, after fees, over rolling 9 year periods.

## Bentleys Wealth Growth Plus Fees

Managed Accounts: 0.21%  
ICR: 0.56%  
RG97 ICR: 1.40%

## Risk Statistics

Time Period: Since Inception to 31/08/2023

Std Dev 10.93

Sharpe Ratio 0.61

## Snapshot

P/E Ratio 18.22

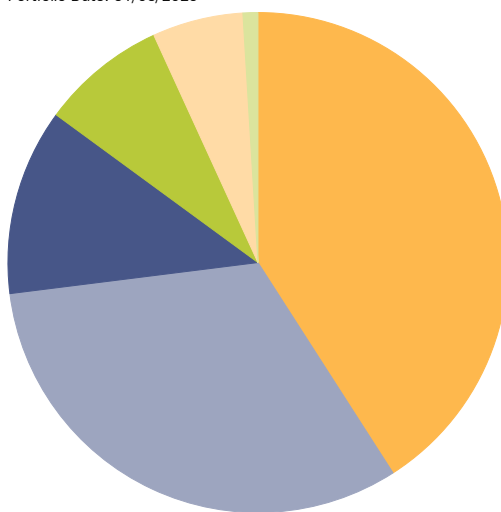
12 Mo Yield 2.72%

## Trailing Returns

	1 Month	3 Months	6 Months	1 Year	3 Years	5 Years
Bentleys Wealth Growth Plus Portfolio Macquarie	-0.14	2.99	4.30	7.86	7.45	6.66
RBA Trimmed Mean Consumer Price + 5%	0.96	2.88	5.79	11.96	9.19	8.16

## Surveyed Asset Class

Portfolio Date: 31/08/2023



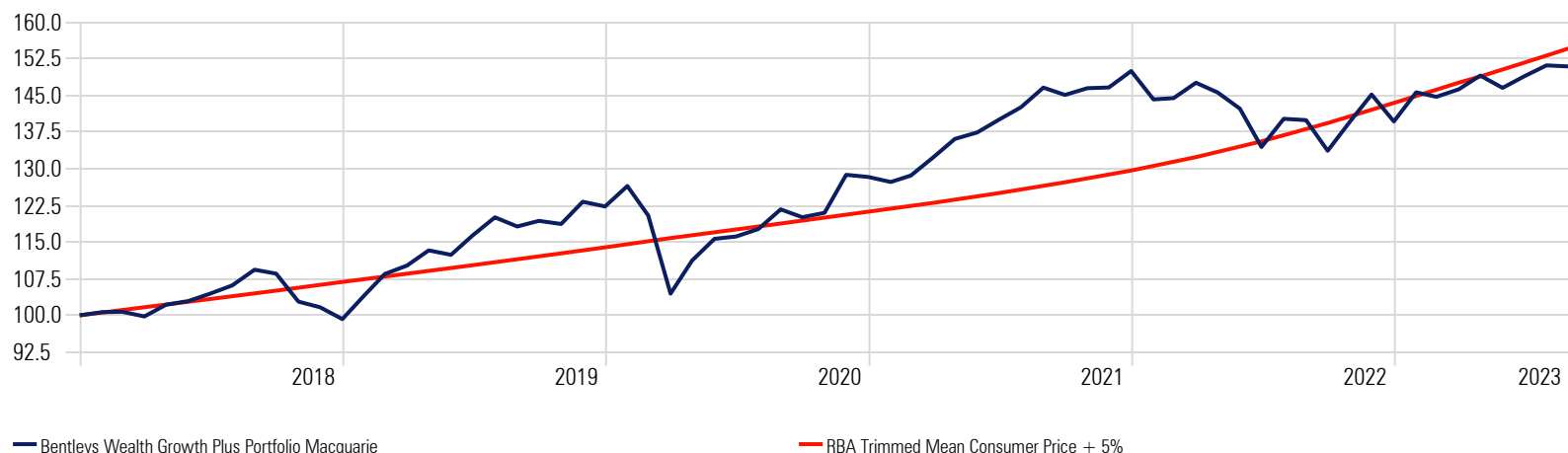
Asset Class	Weighting %
International Equity	40.9
Domestic Equity	32.1
Cash	12.0
Domestic Fixed Interest	8.1
International Fixed Interest	5.9
Domestic Listed Property	1.0
<b>Total</b>	<b>100.0</b>

## Top 10 Holdings

Holder	Portfolio Weighting %
Australian Eagle Trust	11.13
UBS CBRE Global Infrastructure Secs	9.97
CC Sage Capital Absolute Return	9.93
Macquarie Hedged Index Intl Eqs	9.50
Allan Gray Australia Equity B	7.04
Vanguard Australian Government Bond ETF	5.52
Global X US Treasury Bond (Ccy Hdg) ETF	5.50
Franklin Global Growth I	5.48
Lazard Global Equity Franchise S	4.97
Aoris International Fund B	4.48

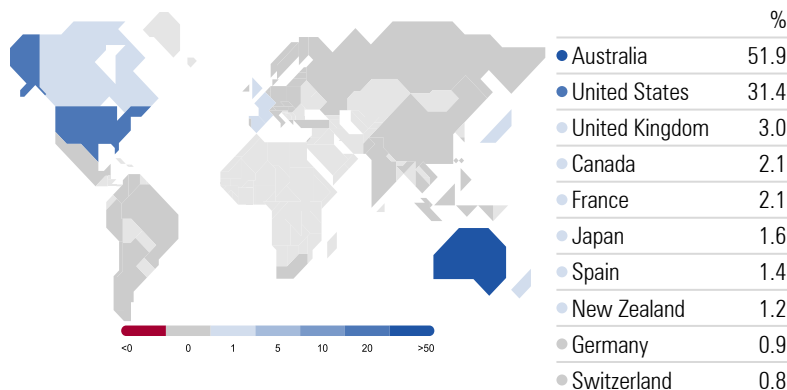
## Investment Growth

Time Period: Since Common Inception (01/01/2018) to 31/08/2023



## Equity Country/Region Exposure

Portfolio Date: 31/08/2023



## Equity Sectors

Portfolio Date: 31/08/2023

Basic Materials	13.74%
Consumer Cyclical	9.93%
Financial Services	14.93%
Real Estate	4.69%
Consumer Defensive	5.13%
Healthcare	12.82%
Utilities	6.28%
Communication Services	4.18%
Energy	6.25%
Industrials	11.12%
Technology	10.92%

## Market Commentary

In August, global financial markets saw a decline, driven by concerns over persistent inflation and potential Federal Reserve tightening. Investors also worried about China's economic struggles, leading to losses in Chinese risk assets and a decline in the overall Emerging Market equity index. Meanwhile in fixed income markets, global bond yields initially rose but ended the month in negative territory.

Surprisingly, the US dollar stood out with positive returns, buoyed by the relative strength of the US economy, which exceeded expectations. Despite concerns about China's economic slowdown, industrial metals, crude oil, and iron ore all performed well due to anticipations of supply tightening.

## Outlook

While the market believes the rate hike cycle is ending, we note that the Federal Reserve is focusing on core inflation and the risks posed by a robust consumer-labour market. We also note that elevated rates challenge valuations, and that strong earnings might not propel the market to new highs if valuations adjust due to rising capital costs.

Inflation data also holds significance, particularly if services and wages rise in line with headline numbers due to a weakening US Dollar and elevated prices for commodities. As it stands, late-cycle indicators continue to indicate that a cautious approach to asset allocation is warranted.

## Bentleys Wealth Disclaimer

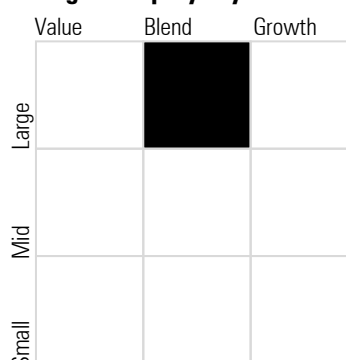
\*Returns prior to Dec 2020 are backtested

Bentleys (QLD) Wealth & Financial Services Pty Ltd is a Corporate Authorised Representative (No. 1256068) of Bentleys (QLD) Advisory Pty Ltd ABN 19 057 135 636. Australian Financial Services Licence No. 274444. The information contained in this communication may be confidential. You should only read, disclose, re-transmit, copy, distribute, act in reliance on or commercialise the information if you are authorised to do so. If you are not the intended recipient of this e-mail communication, please immediately notify us by e-mail to [riskandcompliance@bris.bentleys.com.au](mailto:riskandcompliance@bris.bentleys.com.au), or reply by e-mail direct to the sender and then destroy any electronic and paper copy of this message. Any views expressed in this communication are those of the individual sender, except where the sender is authorised to state them to be the views of Bentleys (QLD) Wealth & Financial Services Pty Ltd or Bentleys (QLD) Advisory Pty Ltd. Any advice contained in this communication has been prepared without taking into account your objectives, financial situation or needs. Before acting on any advice in this communication, Bentleys (QLD) Wealth & Financial Services Pty Ltd or Bentleys (QLD) Advisory Pty Ltd recommends that you consider whether it is appropriate for your circumstances. If this communication contains reference to any financial products, Bentleys (QLD) Wealth & Financial Services Pty Ltd or Bentleys (QLD) Advisory Pty Ltd recommends you consider the Product Disclosure Statement (PDS) or other disclosure document before making any decisions regarding any products. Bentleys (QLD) Wealth & Financial Services Pty Ltd or Bentleys (QLD) Advisory Pty Ltd does not represent, warrant or guarantee that the integrity of this communication has been maintained nor that the communication is free of errors, virus or interference.

## Equity Style Box

Portfolio Date: 31/08/2023

### Morningstar Equity Style Box™



### Equity Style

Equity Style	%
Equity Style Value %	26.5
Equity Style Core %	33.6
Equity Style Growth %	40.0