

Bentleys Wealth Growth Plus Portfolio Macquarie

April 2023

Fund Objective

To deliver an investment return of 5% p.a. above inflation, after fees, over rolling 9 year periods.

Bentleys Wealth Growth Plus Fees

Managed Accounts: 0.21%
ICR: 0.57%

Risk Statistics

Time Period: Since Inception to 30/04/2023

Std Dev 11.20

Sharpe Ratio 0.63

Snapshot

P/E Ratio 17.86

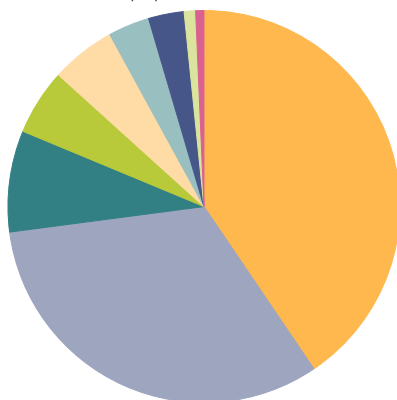
12 Mo Yield 4.02%

Trailing Returns

	1 Month	3 Months	6 Months	1 Year	3 Years	5 Years
Bentleys Wealth Growth Plus Portfolio Macquarie	1.92	2.33	6.73	2.35	10.25	7.85
RBA Trimmed Mean Consumer Price + 5%	0.95	2.85	5.89	11.68	8.59	7.84

Surveyed Asset Class

Portfolio Date: 30/04/2023



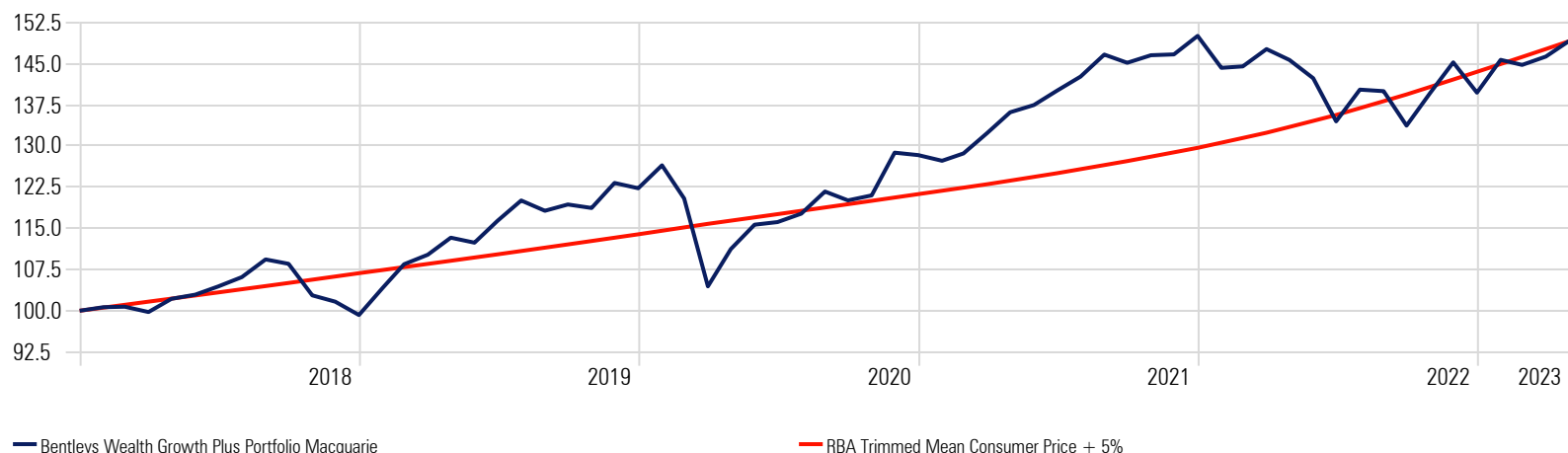
International Equity	40.5
Domestic Equity	32.4
Alternatives	8.4
Domestic Fixed Interest	5.4
International Fixed Interest	5.3
Unlisted Property	3.4
Cash	2.9
Domestic Listed Property	0.9
International Listed Property	0.7
Total	100.0

Top 10 Holdings

	Portfolio Weighting %
Australian Eagle Trust	11.01
UBS CBRE Global Infrastructure Secs	10.09
Janus Henderson Global Multi-Strategy	8.35
Allan Gray Australia Equity B	6.99
Lazard Global Equity Franchise S	6.16
Fisher Invmt Australasia Gbl Eq Fcs Z	6.09
Aoris International Fund B	5.57
Franklin Global Growth I	5.54
Global X US Treasury Bond (Ccy Hdg) ETF	5.40
Vanguard Australian Government Bond ETF	5.40

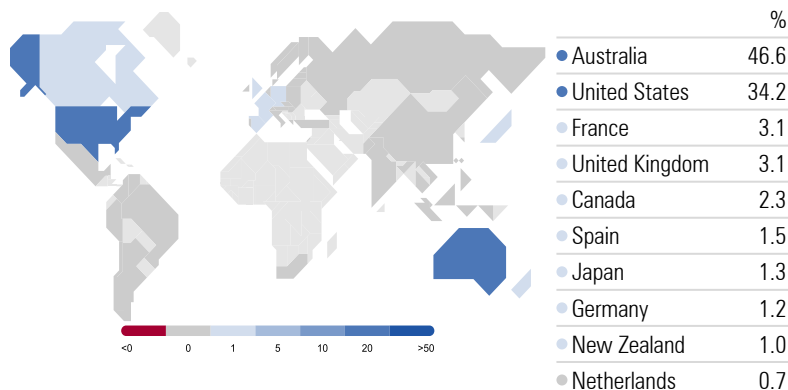
Investment Growth

Time Period: Since Common Inception (01/01/2018) to 30/04/2023



Equity Country/Region Exposure

Portfolio Date: 30/04/2023



Equity Sectors

Portfolio Date: 30/04/2023

Basic Materials	13.54%
Consumer Cyclical	11.63%
Financial Services	14.09%
Real Estate	4.84%
Consumer Defensive	5.85%
Healthcare	13.07%
Utilities	7.03%
Communication Services	3.90%
Energy	5.84%
Industrials	10.90%
Technology	9.31%

Market Commentary

Global financial markets finished the month on a positive note. European bourses were at the forefront of the global equity rally with UK and Euro Area equities boosted by strong gains in their currencies versus the US Dollar. Meanwhile, Chinese investable and domestic stocks were in the red, dragging down the Emerging Markets equity benchmark. Within the commodity complex, the prices of both gold and oil ended the month marginally higher. However, most of the gains occurred in the first half of the month – on the back of the surprise OPEC production cuts. Iron ore (which is especially sensitive to Chinese industrial activity) was the main underperformer in April.

Outlook

We still think that recession is highly likely and that risk assets have yet to price one in, with equity valuations and credit spreads nowhere near recessionary levels just yet. In the meantime, we suggest staying defensively positioned - underweight to risk assets, and overweight to safe havens such as government bonds, and high-yielding cash.

Equity Style Box

Portfolio Date: 30/04/2023

Morningstar Equity Style Box™

	Value	Blend	Growth
Large			
Mid			
Small			

Equity Style

Equity Style	%
Equity Style Value %	21.5
Equity Style Core %	39.7
Equity Style Growth %	38.8

Bentleys Wealth Disclaimer

*Returns prior to Dec 2020 are backtested

Bentleys (QLD) Wealth & Financial Services Pty Ltd is a Corporate Authorised Representative (No. 1256068) of Bentleys (QLD) Advisory Pty Ltd ABN 19 057 135 636. Australian Financial Services Licence No. 274444. The information contained in this communication may be confidential. You should only read, disclose, re-transmit, copy, distribute, act in reliance on or commercialise the information if you are authorised to do so. If you are not the intended recipient of this e-mail communication, please immediately notify us by e-mail to riskandcompliance@bris.bentleys.com.au, or reply by e-mail direct to the sender and then destroy any electronic and paper copy of this message. Any views expressed in this communication are those of the individual sender, except where the sender is authorised to state them to be the views of Bentleys (QLD) Wealth & Financial Services Pty Ltd or Bentleys (QLD) Advisory Pty Ltd. Any advice contained in this communication has been prepared without taking into account your objectives, financial situation or needs. Before acting on any advice in this communication, Bentleys (QLD) Wealth & Financial Services Pty Ltd or Bentleys (QLD) Advisory Pty Ltd recommends that you consider whether it is appropriate for your circumstances. If this communication contains reference to any financial products, Bentleys (QLD) Wealth & Financial Services Pty Ltd or Bentleys (QLD) Advisory Pty Ltd recommends you consider the Product Disclosure Statement (PDS) or other disclosure document before making any decisions regarding any products. Bentleys (QLD) Wealth & Financial Services Pty Ltd or Bentleys (QLD) Advisory Pty Ltd does not represent, warrant or guarantee that the integrity of this communication has been maintained nor that the communication is free of errors, virus or interference.