

# Where you want to be.



## Economic Snapshot

### July 2021 In Review

Ashley Honeyman, Director  
Authorised Representative No. 1003351  
Bentleys (Qld) Wealth & Financial Services Pty Ltd

Telephone +61 7 3222 9702 | Mobile+ 61 455 440 577

[ahoneyman@bris.bentleys.com.au](mailto:ahoneyman@bris.bentleys.com.au) | [bentleys.com.au](https://www.bentleys.com.au)

➤ Advisors ➤ Accountants ➤ Auditors

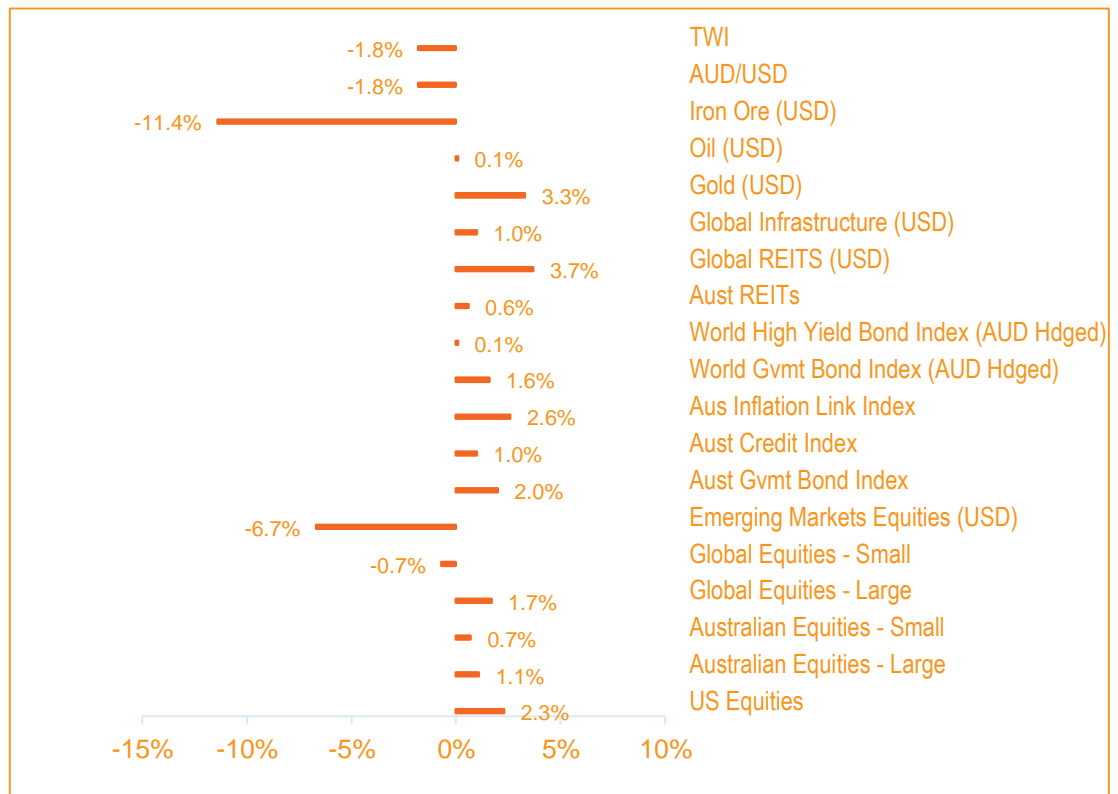
## In summary

July saw markets continue to worry about the global growth profile. Some key readings of economic activity in June were lower than in previous months, leading markets to revisit the “peak growth theme”. Potential disruption from the accelerating Covid-19 waves around the world added to these concerns. This narrative outweighed some stronger than expected inflation figures. Some key central banks started talking about reducing QE programs, given the economic data have been improving faster than they had expected. However, markets are not convinced the central banks can move as fast as they have said because of the impact of Covid-19 lockdowns on economic activity. Regulatory changes by Beijing caught markets by surprise towards the end of the month and knocked the Chinese equity markets back sharply.

Government bond yields fell further as markets priced slower growth and extended easy monetary policy. The US 10 year TIPS real yield fell to a new low of -1.16%. Equity markets performed well, with the Australia, US and MSCI World equity indices making new highs. Concerns about “peak growth” and high valuations were offset by good earnings seasons and the prospect of ongoing monetary policy support. The Emerging Markets index was dragged down by weakness in the Chinese equity market.

The price of gold rallied as the number of Covid-19 cases around the world increased and the US TIPS yield fell. A softer US\$ also helped gold to rally. The A\$/US\$ slipped 1.8% in July to close at US\$0.7381, the lowest level since early December 2020, on expectations of easier monetary policy here than in the US.

The emerging equity index and iron ore fell sharply in July in response to developments in China.



Sources: Thomson Reuters, Bloomberg

Bentleys (QLD) Wealth & Financial Services Pty Ltd is a Corporate Authorised Representative (No. 1256068) of Bentleys (QLD) Advisory Pty Ltd ABN 19 05/ 135 636. Australian Financial Services Licence No. 274444. The information contained in this communication may be confidential. You should only read, disclose, re-transmit, copy, distribute, act in reliance on or commercialise the information if you are authorised to do so. If you are not the intended recipient of this e-mail communication, please immediately notify us by e-mail to [riskandcompliance@bris.bentleys.com.au](mailto:riskandcompliance@bris.bentleys.com.au) or reply by e-mail direct to the sender and then destroy any electronic and paper copy of this message. Any views expressed in this communication are those of the individual sender, except where the sender is authorised to state them to be the views of Bentleys (QLD) Wealth & Financial Services Pty Ltd or Bentleys (QLD) Advisory Pty Ltd. Any advice contained in this communication has been prepared without taking into account your objectives, financial situation or needs. Before acting on any advice in this communication, Bentleys (QLD) Wealth & Financial Services Pty Ltd or Bentleys (QLD) Advisory Pty Ltd recommends that you consider whether it is appropriate for your circumstances. If this communication contains reference to any financial products, Bentleys (QLD) Wealth & Financial Services Pty Ltd or Bentleys (QLD) Advisory Pty Ltd recommends you consider the Product Disclosure Statement (PDS) or other disclosure document before making any decisions regarding any products. Bentleys (QLD) Wealth & Financial Services Pty Ltd or Bentleys (QLD) Advisory Pty Ltd does not represent, warrant or guarantee that the integrity of this communication has been maintained nor that the communication is free of errors, virus or interference.



## Key developments in July 2021

The delta variant of Covid-19 has been spreading rapidly around the world. Here in Australia, the number of new cases per week has risen to nearly 1,500. While small compared with case numbers overseas, these are the largest figures we have seen since August 2020 when Australia was coming off its big second wave. Many other countries are seeing new Covid-19 waves, including the US, parts of Europe, China, Japan and South Korea. On a more positive note, countries which were earliest into the Delta wave, including the UK, Spain and Holland, are now showing falling case numbers as the number of new cases per week appears to have peaked.

Latest domestic economic news show Business Conditions in June slipping to 24.1 after 35.8 in May. Business Confidence also eased in June, however we need to remember that these figures are coming off record high levels and still represent a solid rate of growth for the economy. The labour market improved in June, with 29,100 new jobs and the unemployment rate falling to 4.9%. These figures show that conditions in the labour market continue to exceed the Reserve Bank's expectations. The June quarter inflation figures showed headline inflation of 3.8% over the year to the end of June, but underlying inflation of only 1.6%, which is still below the Reserve Bank's target of 2% - 3%.

Overall, these figures show our economy in a good light. Growth is respectable, unemployment is falling, and the higher headline inflation figure was due to temporary factors. The Reserve Bank flagged it is thinking about scaling back its bond-buying program in view of these developments. However, the impact of the Sydney lockdown, which has now extended to other parts of the country, has led markets to believe the Reserve Bank will have to put these plans on hold, and may even have to temporarily expand its bond buying.

A similar story applies to the US in July. Latest CPI figures were somewhat higher than expected due to temporary factors, the ISM Manufacturing PMI slipped to 59.5 from 60.8, and the unemployment rate was 5.9% in June after 5.8% the previous month. Real GDP grew 6.5% over the year to the second quarter, compared with 6.3% over the year to the first quarter. The Federal Reserve again said it is discussing winding back its bond-buying program. Markets expect a more formal announcement in coming months.

In Europe, real GDP grew by 2% in the second quarter, well ahead of market expectations, the unemployment rate fell to 7.7%, and core inflation eased from 0.9% to 0.7% in June. The ECB announced it will continue to run an easy monetary policy for some time and will tolerate periods of inflation above 2%.

In China, GDP growth, which had been running a bit over 18% in year-on-year terms in Q1, slipped to 7.9% in Q2. However, the Q1 figure was distorted by Covid-19 induced base effects from a year earlier. The quarterly rate of growth was actually a bit higher than expected. Late in the month Beijing announced crackdowns on education providers, property developers and tech companies. These moves are motivated by concerns about national security and social inequality. Markets were blind-sided by these developments and the share prices of effected companies fell sharply. Markets were already assessing prospects for slower growth in China and the impact of the new Covid-19 wave appearing in parts of the country. In response to these concerns, Beijing announced more fiscal stimulus will be used to support the economy.

In this environment, government bond yields fell further as markets priced slower growth and extended easy monetary policy. The Australian 10 year government yield fell 0.37% in July to end at 1.12%, the lowest level since January 2020. In the US, the equivalent bond yield fell 0.21% to 1.24%. Similar declines in yields were seen in European markets. The US 10 year TIPS real yield fell to a new historic low of -1.16%.



## Economic Snapshot

Equity markets performed well, with the Australian, US and MSCI World equity indices making new highs. Concerns about “peak growth” and high valuations were offset by good earnings seasons and the prospect of ongoing monetary policy support. The Emerging Markets index was dragged down by weakness in the Chinese equity market.

The price of gold rallied as the number of Covid-19 cases around the world increased and the US TIPS yield fell. A softer US\$ also helped gold to rally.

The A\$/US\$ slipped 1.8% in July to close at US\$0.7381, the lowest level since early December 2020. The currency slipped as the Australia-US bond differential narrowed on expectations of easier monetary policy here than in the US.



## Major Market Indicators

31-Jul-21

Changes over periods shown: \*

		1 Month	3 Months	6 Months	12 Months
<b>Cash rates</b>					
Australia	0.10%	0.00%	0.00%	0.00%	-0.15%
USA	0.07%	0.02%	0.04%	-0.01%	-0.01%
Japan	-0.10%	0.00%	0.00%	0.00%	0.00%
Europe	0.00%	0.00%	0.00%	0.00%	0.00%

**10 Government bond yields**

Australia	1.12%	-0.37%	-0.53%	0.03%	0.30%
USA	1.24%	-0.21%	-0.39%	0.14%	0.70%
Japan	0.01%	-0.05%	-0.08%	-0.03%	-0.01%
Europe	-0.46%	-0.26%	-0.26%	0.06%	0.08%

**Equity markets**

ASX200	7393	1.1%	5.2%	11.9%	24.7%
AREITs	3554	0.6%	5.4%	11.9%	26.5%
S&P 500	4395	2.3%	5.1%	18.3%	34.4%
Topix	1901	-2.2%	0.1%	5.1%	27.1%
EuroStoxx	4089	0.6%	2.9%	17.5%	28.8%
MSCI Emerging Markets	1278	-7.0%	-5.2%	-3.9%	18.4%
VIX volatility index	18	15.6%	-2.0%	-44.6%	-25.4%

**Currency markets**

AUD/USD	0.7381	-1.8%	-5.1%	-3.5%	2.3%
AUD/TWI	61.60	-1.8%	-4.3%	-2.2%	-0.5%
USD/YEN	109.75	-1.1%	0.4%	4.8%	3.8%



## Economic Snapshot

EURO/USD	1.1858	0.0%	-1.5%	-2.4%	0.3%
----------	--------	------	-------	-------	------

## Commodity markets

Gold	1823.2	3.3%	3.0%	-1.9%	-7.7%
Oil	73.6	0.1%	15.9%	41.1%	83.6%
Iron Ore	191.0	-11.4%	2.1%	20.9%	74.4%
Coal	125.3	0.0%	33.5%	47.6%	139.9%

\* For cash rates and bonds the changes are % differences; for the rest of the table % changes are used.



Where you want to be.

As essential advisors  
- we provide future thinking,  
strategic direction and  
practical support.

We welcome the  
opportunity to discuss  
how we can help you.

A member of Bentleys - a network of independent advisory and accounting firms located throughout Australia, New Zealand and China that trade as Bentleys. All members of the Bentleys Network are affiliated only and are separate legal entities and not in partnership. Liability limited by a scheme approved under Professional Standards Legislation. Bentleys is a member of Allinial Global - an association of independent accounting and consulting firms.

Member of  
**Allinial**  
GLOBAL®  
An association of legally independent firms



Level 9, 123 Albert Street, Brisbane Qld 4000 Australia  
Telephone +61 7 3222 9777




[bentleys@bris.bentleys.com.au](mailto:bentleys@bris.bentleys.com.au) | [bentleys.com.au](http://bentleys.com.au)

9 Nicklin Way, Minyama Qld 4575 Australia  
Telephone +61 7 5436 0300

[info@suncoast.bentleys.com.au](mailto:info@suncoast.bentleys.com.au) | [bentleys.com.au](http://bentleys.com.au)

62 Egerton Street, Emerald Qld 4720 Australia  
Telephone +61 418 738 755

[bentleys@bris.bentleys.com.au](mailto:bentleys@bris.bentleys.com.au) | [bentleys.com.au](http://bentleys.com.au)

 Advisors  Accountants  Auditors