

## June 2021 Overview

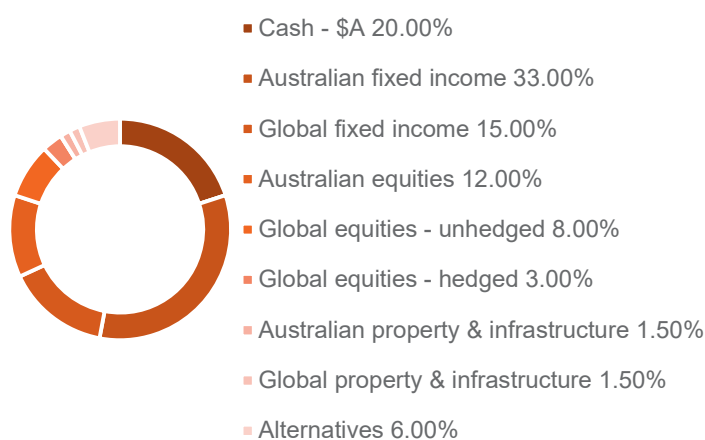
Bentleys Wealth's model portfolios are a suite of real return, multi-asset class, multi-manager portfolios across four risk/return profiles. The portfolios are actively managed through our dynamic asset allocation and investment manager selection processes.

We dynamically adjust the portfolios' allocations to achieve a high probability of meeting or exceeding the required return objectives while maintaining the stated risk profiles. The mix of asset classes and strategies in the portfolios will vary through time depending on our forward-looking estimates of market risk and return. Our style is active value management with quantitative foundations and qualitative decision-making.

## Fund Details

<b>Risk profile</b>	<b>Medium</b>
<b>Fund type</b>	Diversified multi-manager
<b>Investments</b>	SMAs, Unit Trusts and ETFs
<b>Return objective</b>	CPI + 1.5% (RBA Trimmed Mean CPI)
<b>Investment timeframe</b>	3 years +
<b>Investment style</b>	Dynamic active allocation
<b>Fund inception date</b>	December 2020
<b>Platform</b>	Macquarie

## Current Target Asset Allocation



## Performance

June 2021	Conservative Portfolio *	Return objective CPI +1.5%
<b>1 Month</b>	0.48%	-
<b>3 Months</b>	1.87%	-
<b>6 Months</b>	2.63%	-
<b>1 Year</b>	6.67%	2.67%
<b>3 Years</b>	5.36%	2.87%
<b>5 Years</b>	5.55%	3.06%

## Top & Bottom 3 by Performance

Top 3	Return
T. Rowe Price Global Equity M Class Fund	7.41%
Aoris International B Fund	5.90%
Magellan Global Fund	4.49%

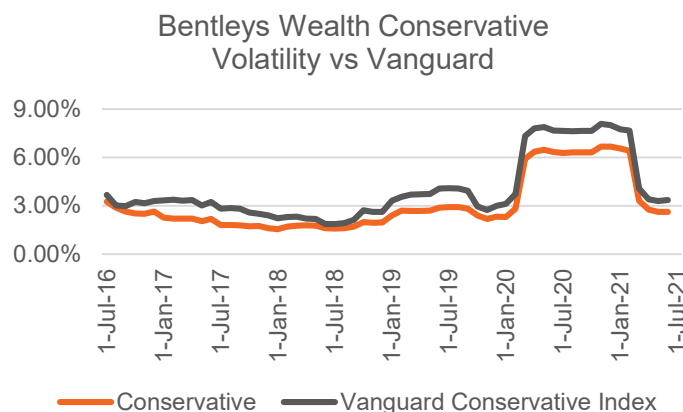
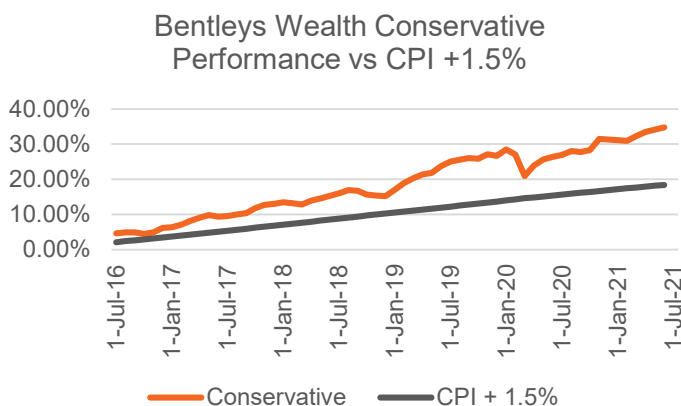
  

Bottom 3	Return
BetaShares Global Banks ETF Currency Hedged	-3.69%
Janus Henderson Global Natural Resources Fund	-0.91%
Ardea Real Outcome Fund	-0.55%

\* Returns for periods prior to Dec 2020 are backtested. Returns are net of all investment costs. Returns over more than 1 month are geometrically compounded from monthly data. Returns over periods longer than 12 months are annualised. CPI = RBA Trimmed Mean quarterly data series; CPI + figures shown here include an estimate for the months since the last published quarterly CPI figure. Performance data is an estimate based on information provided to Quilla by Financial Express.

## Performance and Rolling Annual Volatility<sup>^</sup>

Bentleys Wealth's portfolios are designed with a focus on minimising the impact of volatility on an investors' assets. In practice, this means the portfolios will have reduced exposure to asset classes where we anticipate risks will outweigh the expected returns. This active management has resulted in consistently lower volatility than an equivalent passively managed index strategy (see chart below).



<sup>^</sup> The above charts include actual portfolio performance data (from December 2020) combined with back tested data prior to this date. The back tested data is based on the portfolio's initial allocation (both weights and managers). This allocation is static over the time period, as we believe that this will serve as an appropriate proxy for the portfolio.

## Strategy and Outlook

The global economy has continued its strong rebound throughout 2021, supported by significant stimulus measures and a gradual re-opening of markets. Markets should also receive further support from the significant excess savings that have accumulated throughout the last twelve months. These factors indicate that a moderate pace of growth is more likely than the probability of markets dipping back into recession.

We are balancing this optimistic outlook with several risks that we continue to monitor. These include the rapid re-emergence of the Delta Covid strain and the associated impacts to growth that lockdowns bring. We also are monitoring the risk that asset classes are now expensive in areas. Sectors and asset classes most impacted are long-duration growth stocks and interest-rate-sensitive bonds. In addition, infrastructure assets, which tend to have long-term cashflows, may also be impacted as yields increase.

In light of these views, we anticipate that equities will out-perform bonds, albeit their performance will be at levels more consistent with long term trends rather than the outsized returns seen during the previous twelve months. We also anticipate that performance of infrastructure assets may face headwinds when compared to investments in more cyclical equity markets such as Australia. Further, the need for high levels of protection in portfolios has diminished, therefore strategies with this focus can be moderated to facilitate an increase to investments that will benefit more as global growth rebounds.

Bentleys (QLD) Wealth & Financial Services Pty Ltd is a Corporate Authorised Representative (No. 1256068) of Bentleys (QLD) Advisory Pty Ltd ABN 19 057 135 636. Australian Financial Services Licence No. 274444. The information contained in this communication may be confidential. You should only read, disclose, re-transmit, copy, distribute, act in reliance on or commercialise the information if you are authorised to do so. If you are not the intended recipient of this e-mail communication, please immediately notify us by e-mail to [riskandcompliance@bris.bentleys.com.au](mailto:riskandcompliance@bris.bentleys.com.au), or reply by e-mail direct to the sender and then destroy any electronic and paper copy of this message. Any views expressed in this communication are those of the individual sender, except where the sender is authorised to state them to be the views of Bentleys (QLD) Wealth & Financial Services Pty Ltd or Bentleys (QLD) Advisory Pty Ltd. Any advice contained in this communication has been prepared without taking into account your objectives, financial situation or needs. Before acting on any advice in this communication, Bentleys (QLD) Wealth & Financial Services Pty Ltd or Bentleys (QLD) Advisory Pty Ltd recommends that you consider whether it is appropriate for your circumstances. If this communication contains reference to any financial products, Bentleys (QLD) Wealth & Financial Services Pty Ltd or Bentleys (QLD) Advisory Pty Ltd recommends you consider the Product Disclosure Statement (PDS) or other disclosure document before making any decisions regarding any products. Bentleys (QLD) Wealth & Financial Services Pty Ltd or Bentleys (QLD) Advisory Pty Ltd does not represent, warrant or guarantee that the integrity of this communication has been maintained nor that the communication is free of errors, virus or interference.

Ashley Honeyman, Director  
 Authorised Representative No. 1003351  
 Bentleys (Qld) Wealth & Financial Services Pty Ltd  
 Telephone +61 7 3222 9702 | Mobile+ 61 455 440 577  
[ahoneyman@bris.bentleys.com.au](mailto:ahoneyman@bris.bentleys.com.au)

