

## May 2021 Overview

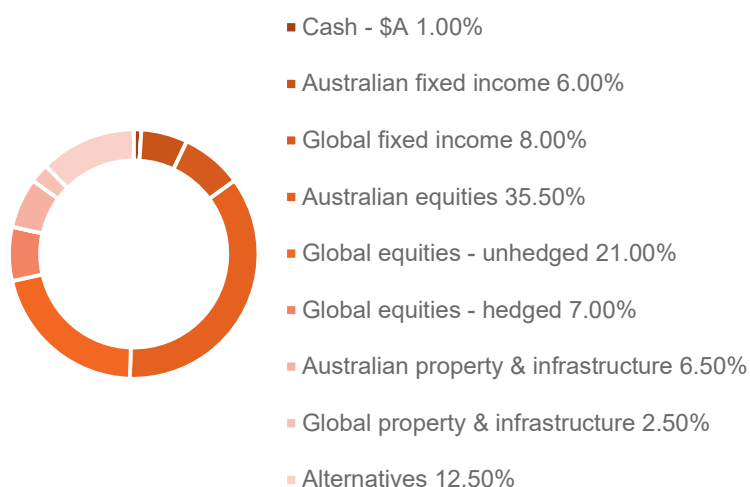
Bentleys Wealth's model portfolios are a suite of real return, multi-asset class, multi-manager portfolios across four risk/return profiles. The portfolios are actively managed through our dynamic asset allocation and investment manager selection processes.

We dynamically adjust the portfolios' allocations to achieve a high probability of meeting or exceeding the required return objectives while maintaining the stated risk profiles. The mix of asset classes and strategies in the portfolios will vary through time depending on our forward-looking estimates of market risk and return. Our style is active value management with quantitative foundations and qualitative decision-making.

## Fund Details

<b>Risk profile</b>	<b>Medium</b>
<b>Fund type</b>	Diversified multi-manager
<b>Investments</b>	SMAs, Unit Trusts, ETFs and Direct Shares
<b>Return objective</b>	CPI + 4.5% (RBA Trimmed Mean CPI)
<b>Investment timeframe</b>	7 years +
<b>Investment style</b>	Dynamic active allocation
<b>Fund inception date</b>	December 2020
<b>Platform</b>	Macquarie

## Current Target Asset Allocation



## Performance

May 2021	Growth Portfolio *	Return objective CPI +4.5%
<b>1 Month</b>	0.80%	-
<b>3 Months</b>	5.98%	-
<b>6 Months</b>	5.80%	-
<b>1 Year</b>	16.43%	5.70%
<b>3 Years</b>	9.45%	5.93%
<b>5 Years</b>	9.78%	6.12%

## Top & Bottom 3 by Performance

Top 3	Return
BetaShares Global Banks ETF Currency Hedged	5.15%
Janus Henderson Global Natural Resources Fund	4.34%
Macquarie True Index Australian Shares Fund	2.31%

Bottom 3	Return
Magellan Global Fund	-1.05%
Direct Australian Shares	-0.54%
Fairlight Global Small & Mid Cap Fund	-0.48%

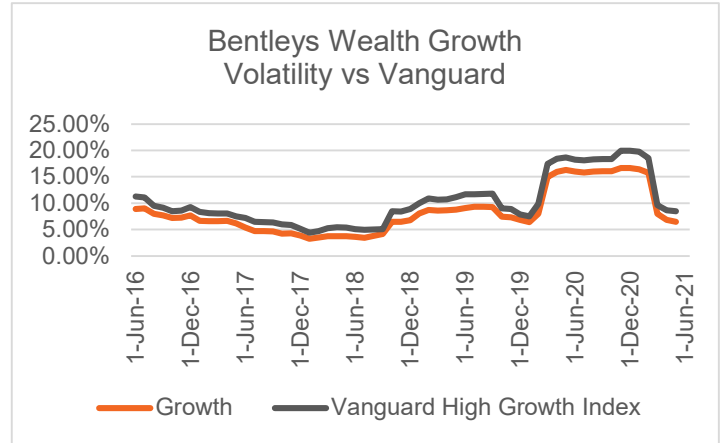
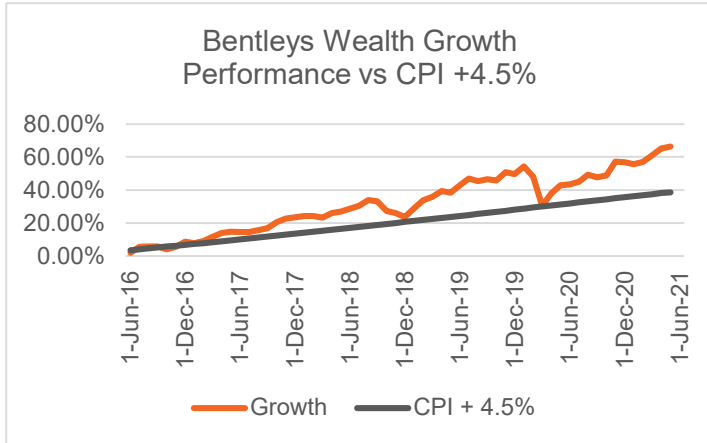
\* Returns for periods prior to Dec 2020 are backtested. Returns are net of all investment costs. Returns over more than 1 month are geometrically compounded from monthly data. Returns over periods longer than 12 months are annualised. CPI = RBA Trimmed Mean quarterly data series; CPI + figures shown here include an estimate for the months since the last published quarterly CPI figure. Performance data is an estimate based on information provided to Quilla by Financial Express.

Ashley Honeyman, Director  
 Authorised Representative No. 1003351  
 Bentleys (Qld) Wealth & Financial Services Pty Ltd  
 Telephone +61 7 3222 9702 | Mobile+ 61 455 440 577  
[ahoneyman@bris.bentleys.com.au](mailto:ahoneyman@bris.bentleys.com.au)



## Performance and Rolling Annual Volatility<sup>^</sup>

Bentleys Wealth's portfolios are designed with a focus on minimising the impact of volatility on an investors' assets. In practice, this means the portfolios will have reduced exposure to asset classes where we anticipate risks will outweigh the expected returns. This active management has resulted in consistently lower volatility than an equivalent passively managed index strategy (see chart below).



<sup>^</sup> The above charts include actual portfolio performance data (from December 2020) combined with back tested data prior to this date. The back tested data is based on the portfolio's initial allocation (both weights and managers). This allocation is static over the time period, as we believe that this will serve as an appropriate proxy for the portfolio.

## Strategy and Outlook

Markets seem to have found a balance between expectations of growth and inflation which would allow most asset classes to perform reasonably, as they did in May. However, the next US fiscal package remains a key factor which could either prolong or disrupt that balance. Either way, the US economy will keep running above potential for some time. While this will inevitably lead to higher inflation at some point, we still do not see that as an imminent threat to markets. However, it is quite likely that bond yields will start rising again as real yields continue to adjust to the path of growth.

This will impact the spectrum of asset classes in a variety of ways. Assets sensitive to rising bond yields are more likely to underperform. This includes government bonds, equities such as growth stocks (including tech stocks) and gold. On the other hand, assets that benefit from the underlying economic conditions pushing yields up will outperform. This includes credit and value/cyclical stocks (including banks and resource stocks).

Given this outlook, we are maintaining our portfolio allocations favouring credit and equities over bonds, and within equities, cyclical value stocks including dedicated allocations to banks and resource stocks.

Bentleys (QLD) Wealth & Financial Services Pty Ltd is a Corporate Authorised Representative (No. 1256068) of Bentleys (QLD) Advisory Pty Ltd ABN 19 057 135 636. Australian Financial Services Licence No. 274444. The information contained in this communication may be confidential. You should only read, disclose, re-transmit, copy, distribute, act in reliance on or commercialise the information if you are authorised to do so. If you are not the intended recipient of this e-mail communication, please immediately notify us by e-mail to [riskandcompliance@bris.bentleys.com.au](mailto:riskandcompliance@bris.bentleys.com.au), or reply by e-mail direct to the sender and then destroy any electronic and paper copy of this message. Any views expressed in this communication are those of the individual sender, except where the sender is authorised to state them to be the views of Bentleys (QLD) Wealth & Financial Services Pty Ltd or Bentleys (QLD) Advisory Pty Ltd. Any advice contained in this communication has been prepared without taking into account your objectives, financial situation or needs. Before acting on any advice in this communication, Bentleys (QLD) Wealth & Financial Services Pty Ltd or Bentleys (QLD) Advisory Pty Ltd recommends that you consider whether it is appropriate for your circumstances. If this communication contains reference to any financial products, Bentleys (QLD) Wealth & Financial Services Pty Ltd or Bentleys (QLD) Advisory Pty Ltd recommends you consider the Product Disclosure Statement (PDS) or other disclosure document before making any decisions regarding any products. Bentleys (QLD) Wealth & Financial Services Pty Ltd or Bentleys (QLD) Advisory Pty Ltd does not represent, warrant or guarantee that the integrity of this communication has been maintained nor that the communication is free of errors, virus or interference.

Ashley Honeyman, Director  
 Authorised Representative No. 1003351  
 Bentleys (Qld) Wealth & Financial Services Pty Ltd  
 Telephone +61 7 3222 9702 | Mobile+ 61 455 440 577  
[ahoneyman@bris.bentleys.com.au](mailto:ahoneyman@bris.bentleys.com.au)



➤ Advisors ➤ Accountants ➤ Auditors